




DATASHEET





MOVABLE TABLES AND CARTS




SKU: PLEASE REFER TO THE TABLE

PRODUCT INFORMATION


1 Al-PS Alliance Movable table   




Movable table is used for tools and components storage and transportation. Equipped with four 75 mm casters, two of which are with brakes and three shelves, middle one with height's adjustment.

 690×840×460 mm  150 kg


6 PS-10 movable table with suspended drawer unit   

Movable table with TP-02/P suspended drawer unit can be used as additional workplace. Movable table is equipped with four 75 mm casters, two of which are with brakes.




 650–950 mm

2 3 4 PS-07, PS-10, PS-15 movable tables **5** PS-07 Comfort   




Movable tables are used for tools and components storage and transportation. All movable tables are equipped with four 75 mm casters, two of which are with brakes.

 650–950 mm

	PS-07	PS-10	PS-15	PS-07 COMFORT
Picture number	2	3	4	5
Load capacity per surface	150 kg			100 kg
Dimensions, W×D	710×515 mm	700×1000 mm	700×1500 mm	710×515 mm

7 GM-PS Gamma movable table   

Movable table is used for tools and components storage and transportation. Equipped with four 75 mm casters, two of which are with brakes and three shelves.

 570×910×700 mm  overall up to 200 kg  lower shelf up to 100 kg

For ESD version with turquoise (RAL 5021) edges, for technical version - with light gray edges.
Shelves are not height adjustable. Can be additionally equipped with EPA-PS-GM power panel on the back side.

