






## TECHNICAL DATASHEET

ESD & Technical Workbenches



VIKING


**SKU:** PS-07, PS-10, PS-15, PS-07 Comfort






**1** Al-PS Alliance Movable table   


Movable table is used for tools and components storage and transportation. Equipped with four 75 mm casters, two of which are with brakes and three shelves, middle one with height's adjustment.




 515×780×710 mm  150 kg

 upper shelf 515x700 mm  
middle shelf 420x700 mm  
lower shelf 355x700 mm



**6** PS-10 movable table with suspended drawer unit   

Movable table with TP-02/P suspended drawer unit can be used as additional workplace. Movable table is equipped with four 75 mm casters, two of which are with brakes.

 650-890 mm

**2 3 4** PS-07, PS-10, PS-15 movable tables **5** PS-07 Comfort   

Movable tables are used for tools and components storage and transportation. All movable tables are equipped with four 75 mm casters, two of which are with brakes.

 650-890 mm (PS-07, PS-10, PS-15)  705-950 mm (PS-07 Comfort)

CODE	PS-07	PS-10	PS-15	PS-07 COMFORT
Picture number	<b>2</b>	<b>3</b>	<b>4</b>	<b>5</b>
Load capacity per surface		150 kg		100 kg
Dimensions, W×D	710×515 mm	700×1000 mm	700×1500 mm	710×515 mm
Inner dimensions and usable area of upper shelf	515×710 mm	700×1000 mm	700×1500 mm	515v710 mm
Inner dimensions and usable area of lower shelf	410×710 mm	610×1000 mm	610×1500 mm	410×710 mm