



## TECHNICAL DATASHEET

ESD & Technical Workbenches

VIKING




**SKU:** TT-02, TT-03, TT-04, GM-PS Gamma Movable Table



### 7 GM-PS Gamma movable table







Movable table is used for tools and components storage and transportation. Equipped with four 75 mm casters, two of which are with brakes and three shelves.

 570x910x700 mm  overall up to 200 kg  lower shelf up to 100 kg

For ESD version with turquoise (RAL 5021) edges, for technical version - with light gray edges.

Shelves are not height adjustable. Can be additionally equipped with EPA-PS-GM power panel on the back side.

  upper shelf 570x700 mm  
 middle shelf 420x700 mm  
 lower shelf 415x695 mm

### 8 9 10 TT-02, TT-03, TT-04 transportation carts



Transportation carts are used for tools and components storage and transportation.

Metal carts are equipped with four 75 mm (for TT-02, TT-03 carts) or 125 mm (for TT-04 cart) casters, two of which are with brakes, and height adjustable shelves.

CODE	TT-02	TT-03	TT-04
Picture number	<b>8</b>	<b>9</b>	<b>10</b>
Dimensions (W×H×D):	470×990×840 mm	470×990×840 mm	615×1560×1270 mm
Quantity of shelves	2	3	4
Inner dimensions of a shelf	465×665 mm	465×665 mm	615×1270 mm
Usable area per shelf	405×605 mm	405×605 mm	555×1210 mm
Shelves height adjustment	140–800 mm	140–800 mm	165–1465 mm
Load capacity (kg)	100 kg	100 kg	100 kg

When ordering, please mention whether ESD or technical version, and whether dark grey RAL 7012 or light grey RAL 7035 color required.