
















Screw Removal

Press & Twist type	Strike & Turn type
 <p>■ DBZ-51</p>  <p>■ DBZ-57</p>  <p>Slightly damaged Philips screws</p>	 <p>■ DBZ-52</p>  <p>Heavily damaged Philips screws</p>
 <p>■ DBZ-62</p>  <p>■ DBZ-63</p>  <p>■ DBZ-64</p>  <p>■ DBZ-65</p> <p>Slightly damaged Hex screws</p>	 <p>■ DBZ-53</p>  <p>■ DBZ-54</p>  <p>■ DBZ-56</p>  <p>Heavily damaged Hex screws</p>

Item No.	Screw type/size	Bit type	Length	Wgt.
DBZ-51	⊕#2	Press & Twist type	105mm	24g
DBZ-52		Strike & Turn type		27g
DBZ-53	Hex socket screw (●: 2.5-3.0mm)	Strike & Turn type		26g
DBZ-54	Hex socket screw (●: 4.0mm)	Strike & Turn type		
DBZ-56	Hex socket screw (●: 5.0mm)	Strike & Turn type		
DBZ-57	⊕#1	Press & Twist type		25g
DBZ-58	⊕#0	Press & Twist type		
DBZ-62	Hex socket screw (●: 2.0mm)	Press & Twist type		27g
DBZ-63	Hex socket screw (●: 2.5-3.0mm)	Press & Twist type		
DBZ-64	Hex socket screw (●: 4.0mm)	Press & Twist type		
DBZ-65	Hex socket screw (●: 5.0mm)	Press & Twist type		

PRODUCT VIDEO



DBZ-62~65 can be used with your power driver

DBZ-20



SOCKET SCREW EXTRACTOR SET

Set of DBZ-62, 63, 64 & 65 in a plastic carrying case



- Works with 2~5mm (Across flats) stripped hex socket screws
- Also useful as an extractor for other screw drives such as Phillips, Torx, etc. as per the following steps :
 - ① Drill a pilot hole in the center of screw head.
 - ② Select the appropriate size of DBZ-62/63/64/65 (2mm, 3mm, 4mm or 5mm), which corresponds to the pilot hole (the diameter of the drill used).
 - ③ Apply a tip of the extractor and spin it counterclockwise while pressing downward. A power driver can be also used.

